

Akash Blowers Private Limited

Twin-Lobe Roots Blowers

Tri-Lobe Roots Blowers

Gas Blowers

Water Cooled Blowers

Aqua Culture Blowers

Blowers Spares

Ring Blowers/Side Channel Blowers

Multi-Disc Screw Press

Acoustic Hood

About Akash Blowers

With the expertise earned from 45+ years of experience, AKASH started manufacturing of Twin Lobe Rotary Air Blowers wayback in 2009. Since then, the company has consistently strengthened its manufacturing base producing a wide range of products line includes TWIN LOBE & TRI LOBE ROTARY Air Blowers/Compressors (Root Blowers), Mechanical Vacuum Boosters & Acoustic Hoods. We have also started dealing and manufacturing in Ring Blowers / Regenerative/Side Channel Blowers and Multi-Disc Screw Press. These wide-range products and the technical expertise gained over the year have enabled AKASH to serve various segments of industry such as Flue Gas Application in sponge Iron, Silo Aeration for Cement Plants, Bulker unloading, Pneumatic conveying Sulphonation in Sugar plants, Water treatment plants, Effluent treatment plants, Aqua culture farms, Chemical & pharmaceutical plants, Food processing units.



Vision

To Become the No. 1 company in the Industry which delivers quality products for its Customers, believes in Innovation to meet the changing needs of the Customers and Market and are able to keep their Employees and stakeholders Happy and Satisfied, thus ensuring their growth along with the Company.

Mission

To Serve our Customers as their most trusted and reliable partner in the Blower Industry.

Values

- Passion to Win & Be-The-Best at whatever we do.
- Integrity knowing what is right and acting responsibly with our clients, colleagues and community.
- Innovation anticipating our clients needs.
- Dedication for unparalleled quality and proven success.
- Guidance serving our client with experienced guidance regarding their actual needs.



Printed Date:
03/07/2025



1. **Casing:** All AKASH Blowers units are single piece construction and precision machined cast iron, with ribs for strength and consistent thermal behaviour.


2. **Bearings:** All AKASH blowers units are using SKF / FAG anti-friction bearing type vary with machine

3. **Timing Gears:** Forged steel gear with hardened and ground teeth to reduce vibrations and ensure accurate rotor to rotor timings for smooth and efficient operations

4. **Shafts:** Impeller Shafts are alloy steel forgings that allows higher operating pressure and rotation speeds

5. **Seal:** Low-wear non contracting, labyrinth-type seals ensure performance and long life

6. **Rotors:** Made from cast iron or S.G iron with a stiff design for maximum life. By CNC and 3D machinery control to ensure the highest performance providing with trouble-free performance and durability



PERFORMANE DATA (TWIN LOBE)

		AIR COOLED														WATER COOLED						
MODEL	IN/ OUT	SPEED	1000 MMWG		2000 MMWG		3000 MMWG		4000 MMWG		5000 MMWG		6000 MMWG		7000 MMWG		8000 MMWG		9000 MMWG		10000 MMWG	
	(MM)	(RPM)	M ³ /Hr	BHP	M ³ /Hr	BHP	M ³ /Hr	BHP	M ³ /Hr	BHP	M ³ /Hr	BHP	M ³ /Hr	BHP	M ³ /Hr	BHP	M ³ /Hr	BHP	M ³ /Hr	BHP	M ³ /Hr	BHP
AB-55	80	800	176	1.64	153	2.48	135	3.33	121	4.17	108	5.01	96	5.85	85	6.69	75	7.54	66	8.38	57	9.22
		1000	233	2.05	210	3.11	193	4.16	178	5.21	165	6.26	154	7.32	143	8.37	133	9.42	123	10.47	114	11.53
		1200	291	2.46	268	3.73	251	4.99	236	6.25	223	7.52	211	8.78	200	10.04	190	11.30	181	12.57	172	13.83
		1400	348	2.87	326	4.35	308	5.82	294	7.29	281	8.77	269	10.24	258	11.71	248	13.19	239	14.66	230	16.14
		1600	406	3.28	383	4.97	366	6.65	351	8.34	338	10.02	326	11.70	316	13.39	306	15.07	296	16.76	287	18.44
		1800	464	3.69	441	5.59	423	7.48	409	9.38	396	11.27	384	13.17	373	15.06	363	16.96	354	18.85	345	20.75
AB-57	80/100	800	254	2.02	221	3.24	196	4.46	175	5.67	156	6.89	139	8.11	123	9.33	109	10.55	95	11.77	82	12.98
		1000	337	2.52	305	4.05	279	5.57	258	7.09	239	8.62	222	10.14	207	11.66	192	13.18	178	14.71	166	16.23
		1200	421	3.03	388	4.86	363	6.68	341	8.51	323	10.34	306	12.17	290	13.99	275	15.82	262	17.65	249	19.48
		1400	504	3.53	471	5.66	446	7.80	425	9.93	406	12.06	389	14.19	373	16.33	359	18.46	345	20.59	332	22.72
		1600	588	4.04	555	6.47	529	8.91	508	11.35	489	13.78	472	16.22	457	18.66	442	21.09	429	23.53		
		1800	671	4.54	638	7.28	613	10.02	592	12.77	573	15.51	556	18.25	540	20.99	526	23.73				
AB-59	100/125	800	347	2.67	306	4.31	274	5.94	248	7.58	224	9.21	203	10.85	183	12.48						
		1000	459	3.34	418	5.39	386	7.43	359	9.47	336	11.52	314	13.56	295	15.60						
		1200	571	4.01	530	6.46	498	8.92	471	11.37	448	13.82	426	16.27	407	18.72						
		1400	683	4.68	642	7.54	610	10.40	583	13.26	559	16.12	538	18.98	519	21.84						
		1600	795	5.35	754	8.62	722	11.89	695	15.16	671	18.42	650	21.69								
		1800	907	6.02	865	9.70	834	13.37	807	17.05	783	20.73										
AB-5305	100/125	800	435	3.11	381	5.17	339	7.24	304	9.30	274	11.40	246	13.40	220	15.50						
		1000	576	3.88	522	6.46	481	9.05	446	11.60	415	14.20	387	16.80	361	19.40						
		1200	718	4.66	664	7.76	622	10.90	587	14.00	556	17.10	528	20.10	503	23.20						
		1400	859	5.43	805	9.05	763	12.70	728	16.30	698	19.90	670	23.50	644	27.10						
		1600	1000	6.21	946	10.30	905	14.50	870	18.60	839	22.70	811	26.90	785	31.00						
		1800	1142	6.99	1088	11.60	1046	16.30	1011	20.90	980	25.60	952	30.20								
Expo-2	100	800	176	1.64	153	2.48	135	3.33	121	4.17	108	5.01	96	5.85	85	6.69	75	7.54	66	8.38	57	9.22
		1000	233	2.05	210	3.11	193	4.16	178	5.21	165	6.26	154	7.32	143	8.37	133	9.42	123	10.47	114	11.53
		1200	291	2.46	268	3.73	251	4.99	236	6.25	223	7.52	211	8.78	200	10.04	190	11.30	181	12.57	172	13.83
		1400	348	2.87	326	4.35	308	5.82	294	7.29	281	8.77	269	10.24	258	11.71	248	13.19	239	14.66	230	16.14
		1600	406	3.28	383	4.97	366	6.65	351	8.34	338	10.02	326	11.70	316	13.39	306	15.07	296	16.76	287	18.44
		1800	464	3.69	441	5.59	423	7.48	409	9.38	396	11.27	384	13.17	373	15.06	363	16.96	354	18.85	345	20.75
AB-67	100/125	800	342	2.44	298	4.08	264	5.72	235	7.36	210	9.00	187	10.64	166	12.28	146	13.92	128	15.55	111	17.19
		1000	454	3.05	410	5.10	376	7.15	347	9.20	322	11.25	299	13.30	278	15.35	258	17.39	240	19.44	223	21.49
		1200	566	3.66	522	6.12	488	8.58	459	11.04	434	13.50	411	15.95	390	18.41	371	20.87	352	23.33	335	25.79
		1400	678	4.27	634	7.14	600	10.01	571	12.88	546	15.75	523	18.61	502	21.48	483	24.35	465	27.22	447	30.09
		1600	791	4.88	746	8.16	712	11.44	684	14.72	658	17.99	636	21.27	615	24.55	595	27.83	577	31.11		
		1800	903	5.49	859	9.18	825	12.87	796	16.55	771	20.24	748	23.93	727	27.62	707	31.31				
AB-76	125	800	463	3.05	428	5.05	400	7.06	377	9.06	357	11.07	339	13.08	322	15.08	306	17.09	291	19.09	278	21.10
		1000	601	3.81	565	6.31	538	8.82	515	11.33	494	13.84	476	16.34	459	18.85	444	21.36	429	23.87	415	26.37
		1200	738	4.57	702	7.58	675	10.59	652	13.60	632	16.60	613	19.61	596	22.62	581	25.63	566	28.64	552	31.65
		1400	875	5.33	840	8.84	812	12.35	789	15.86	769	19.37	751	22.88	734	26.39	718	29.90	703	33.41	689	36.92
		1600	1012	6.09	977	10.10	950	14.12	927	18.13	906	22.14	888	26.15	871	30.16	855	34.18	841	38.19	827	42.20
		1800	1150	6.85	1114	11.37	1087	15.88	1064	20.39	1044	24.91	1025	29.42	1008	33.93	993	38.45	978	42.96	964	47.47

PERFORMANCE DATA TRI LOBE BLOWERS

		AIR COOLED															WATER COOLED					
MODEL	IN./OUT.	SPEED	1000 MMWG		2000 MMWG		3000 MMWG		4000 MMWG		5000 MMWG		6000 MMWG		7000 MMWG		8000 MMWG		9000 MMWG		10000 MMWG	
	(MM)	(RPM)	M ³ /Hr	BHP	M ³ /Hr	BHP	M ³ /Hr	BHP	M ³ /Hr	BHP	M ³ /Hr	BHP	M ³ /Hr	BHP	M ³ /Hr	BHP	M ³ /Hr	BHP	M ³ /HR	BHP	M ³ /HR	BHP
ATL-20012	200	1000	1661	10.71	1588	17.41	1533	24.12	1486	30.82	1444	37.53	1407	44.23	1373	50.94	1341	57.64	1311	64.35	1282	71.05
		1200	2028	12.85	1955	20.89	1900	28.94	1853	36.98	1811	45.03	1774	53.08	1740	61.12	1708	69.17	1678	77.21		
		1400	2395	14.99	2322	24.37	2267	33.76	2220	43.15	2179	52.54	2141	61.92	2107	71.31	2075					
		1600	2762	17.13	2689	27.86	2634	38.58	2587	49.31	2546	60.04	2508	70.77								
		1800	3129	19.27	3057	31.34	3001	43.41	2954	55.48	2913	67.55	2875	79.61								
ATL-25016	300	1000	3445	18.91	3295	32.82	3180	46.73	3082	60.65	2997	74.56	2919	88.47	2848	102.38	2782	116.29	2719	130.20	2660	144.12
		1200	4207	22.69	4057	39.39	3941	56.08	3844	72.78	3758	89.47	3681	106.16	3610	122.86	3543	139.55	3481	156.25	3422	172.94
		1400	4969	26.48	4818	45.95	4703	65.43	4606	84.91	4520	104.38	4443	123.86	4371	143.33	4305	162.81	4243	182.29	4184	201.76
		1600	5730	30.26	5580	52.52	5465	74.78	5367	97.03	5282	119.29	5204	141.55	5133	163.81	5067	186.07	5004	208.33	4945	230.59
		1800	6492	34.04	6342	59.08	6226	84.12	6129	109.16	6043	134.20	5966	159.25	5895	184.29	5828	209.33	5766	234.37	5707	259.41

Aqua Culture Blowers

AKASH range of aqua culture blowers to meet the growing demand for aquaculture /horticulture for RAS Tanks / biofloc system/natural fish pond requirements which essentially demand 100% oil free Air. These blowers are totally dry machines where lubrication chambers are physically isolated from the main air chamber ensuring 100% oil free air delivery. The oil free air delivery ensure for proper maintenance of Biological Oxygen Demand (BOD) for aqua culture.

PERFORMANCE DATA (AQUA BLOWERS)

MODEL	CAPACITY M ³ /Hr	PRESSURE (MMWG)	RECOMMENDED MOTOR (HP)	LINE SIZE
AQUA-325	75	2000	1.5	40
AQUA-42	110	2000	2	40
AQUA-44	150	2000	3	65
AQUA-4130	190	2000	3	65
AQUA-47	300	2000	5	80
AQUA-59	550	2000	7.5	100
AQUA-5305	800	2000	10	100
AQUA-710	1100	2000	12.5	150
AQUA-717	2200	2000	25	200



NOTE :

1. The above ratings are based on inlet air standard temperature of 70°F, standard pressure 14.7 psia, specific gravity of 1.0
2. Performance testing as per BS 1571, part-II
3. All specifications are subject to change without notice due to continuously improvement in design.
4. Expo-2 Model works at air cooled and intermittent duty application only.

Gas Blowers

AKASH Gas Blowers based the Positive Displacement Rotary Air Blower principle have been specially developed the pumping of gas. These are generally used in gas lines to boost the biogas pressure to meet the burner input demand. Special blowers, capable of handling different gases, are also available at AKASH. Material of construction and constructional details vary to meet different gas requirements. For inflammable and toxic gases, leak tightness is ensured. Basic designs are modified, depending upon the nature of gas to be handled and customer's requirements. These are vertical/horizontal flow types in construction so as to prevent any accumulation of corrosive matter inside the casing. Since they operate in closed loop, suction and discharge silencers are generally not required. Special material of construction, lubrication and sealing arrangements make an ideal choice for Biogas boosting applications. Provision for a vacuum switch is provided at the inlet of the blower, so that in case the biogas generation falls below the pumping speed of the blower, the blower trips and this prevents vacuum overloading. Similarly provision for a pressure switch is provided on the discharge line to safeguard the blower against excessive discharge pressures. Water jet injection cooling can also be provided to keep the gas temperatures low.

Features

- 100% oil free air/gas delivery
- Alloy steel hardened and ground timing gears, oil splash lubricated
- Factory engineered, Factory guaranteed, superior product
- Improved volumetric efficiency and reduced operating temperatures
- Anti-friction bearings
- Rotary Oil Sealing
- Easy rotor timing setting
- No vanes, valves or rings to wear



Scope of Supply (Twin & Tri Lobe Roots Air Blowers)

AKASH Blowers are available as package units, ready to install or as bare blower units for replacement.

A) Bare Blower:

1. Blower
2. First Oil/Grease Fill
3. Blower Pulley

B) Blower With Standard Accessories (Pressure Duty) Including Water Cooled Blowers:

- | | | |
|-------------------------------|------------------------------------------------------|-----------------------------------|
| 1. Blower | 2. Common Motor & Blower Base Frame with Motor Rails | 5. Suction Silencer |
| 3. Belt Guard /Coupling Guard | 4. Suction Air Filter | 8. Pulleys & Vee Belts / Coupling |
| 6. Pressure Gauge | 7. Safety Relief Valve (Spring Loaded Type) | 11. First Oil/Grease Filled |
| 9. ICP with Companion Flange | 10. O&M Manual | |

C) Additional Accessories (Available As Per Requirements):

- | | | | |
|-------------------------|-----------------------|-----------------------|-------------------|
| 1. NRV (Dual Flap Type) | 2. Discharge Silencer | 3. Anti Vibration Pad | 4. Electric Motor |
| 5. SS Bellows | 6. Acoustic Hood | 7. Foundation Bolts | |

D) Blower with Standard Accessories (Vacuum Duty):

- | | | |
|-------------------------------|-----------------------------------------------------|---------------------------------------------|
| 1. Blower | 2. Common Motor, Blower Base Frame with Motor Rails | 6. Vacuum Relief Valve (Spring Loaded Type) |
| 3. Belt Guard /Coupling Guard | 4. Discharge Silencer | 5. Vacuum Gauge |
| 7. Pulleys & Belts / Coupling | 8. ICP with Companion Flange | 9. O&M Manual |
| | | 10. First Oil/Grease Filled |

E) Blower with Standard Accessories (Gas Duty):

- | | | |
|-----------|-----------------------------------------------------|----------------------------|
| 1. Blower | 2. Common Motor, Blower Base Frame with Motor Rails | 3. First Oil/Grease Filled |
|-----------|-----------------------------------------------------|----------------------------|



Note: Above mentioned accessories are standard, may vary as per client job requirement and as per application.

1. In case of Tri-lobe, Discharge Silencer shall be a Standard Accessory.

AMC & Spares




AKASH original spare parts are carefully selected with the correct specification required for the optimum operation of your machines. While you may save a few rupees by using similar locally bought spare parts, you might be risking the life span of your machines. The small difference in cost can ultimately save you a lot more in the future.

1. AMC of blowers is available with and without consumables.
2. Genuine and originals spares are always recommended for 100% efficiency of Blowers.
3. Onsite and in-house service for some of the other make blowers is also available.

Spare Parts



Rotor Set



Gear Set



Bearing Set & Oil Seal Set

Accessories



Pressure Gauge



Pressure Relief Valve



NRV



Air Filter

Acoustic Enclosures

Acoustic hood covers the complete blower and motor arrangement. Its fully sound proof cabin decreases the overall sound of the system to the accepted norms as per IS specifications. The provision of exhaust fan decreases the heat in the chamber and fixing of the anchor bolts results a rigid base to the acoustic hood. This is a very effective enclosure to provide noise reduction of 15 to 20 dBA or more, to comply with international noise level & is available for all blowers and models.



The sound reduction enclosures are specially designed to reduce noise pollution to suit the local environment. These are engineered to take care of air intake and out-throw, resulting in a pleasing and attractive design.

Acoustic Enclosures

Features

- Reduce noise level by approximate 10-20 dB(A)
- Easy to assemble and maintain.
- Space available inside for repair & maintenance work
- Suitable for open installation
- Powder Coated Sheets with Acoustic pyramid foam
- Proper air ventilation system is available for proper cooling of blower.

Ring Blowers

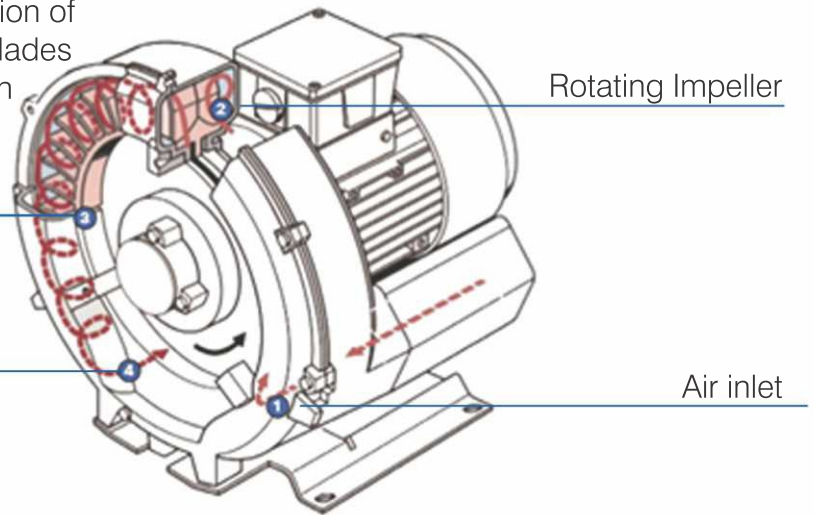
Ring Turbine / Regenerative / Side Channel Blowers

Working Principle

Ring Blowers, also known as Side Channel / Regenerative Blowers, are directly driven by electric motors. The impellers in the blowers are mounted directly on the motor shaft for contact free compression, without friction. Maximum operational reliability and service life, even at high differential pressures, are ensured by the arrangement of the bearings outside the compression chamber.

Imparts velocity to the inlet air in the direction of rotation. Centrifugal force in the impeller blades accelerates the air outward and resulting in pressure increases

High pressure air is discharged from the outlet of the blower



Applications

- Sewage Treatment Plants
- Electroplating Plants
- Water Treatment Plants
- Aeration
- Air Knife System
- Vacuum Conveying
- Vacuum De-Solders
- Vacuum Lifting & Feeding
- And Many More.



Ring Blower Features :

- 100% oil free air
- Low noise level due to internal silencer
- Less vibration
- External bearing increase life
- Suitable for Pressure & Vacuum application
- Fully Copper Winding
- Pulsation free air
- Low power consumption
- Easy installation
- Direct drive motor design
- Low maintenance
- compact in design (Space saving)

PERFORMANCE TABLE

SINGLE STAGE RING BLOWER							
MODEL	POWER	DISPLACEMENT (Maximum)	VACUUM (Maximum)	PRESSURE (Maximum)	PRESSURE PSI	SOUND	WEIGHT
ARB-SS-25	0.25 HP	80 M ³ /hr/47 CFM	120 mbar	120 mbar	1.74 PSI	53 DB	9 KG
ARB-SS-80	0.5 HP	80 M ³ /hr/47 CFM	130 mbar	140 mbar	2.03 PSI	62 DB	12 KG
ARB-SS-145	1 HP	145 M ³ /hr/85 CFM	150 mbar	160 mbar	2.32 PSI	63 DB	14 KG
ARB-SS-210L	1.5 HP	210 M ³ /hr/123 CFM	170 mbar	170 mbar	2.46 PSI	64 DB	22 KG
ARB-SS-210	2 HP	210 M ³ /hr/123 CFM	190 mbar	200 mbar	2.9 PSI	70 DB	23 KG
ARB-SS-270	3 HP	270 M ³ /hr/123 CFM	230 mbar	250 mbar	3.91 PSI	67 DB	27 KG
ARB-SS-320V	4 HP	320 M ³ /hr/188 CFM	270 mbar	290 mbar	4.2 PSI	69 DB	37 KG
ARB-SS-400	5 HP	400 M ³ /hr/235 CFM	290 mbar	330 mbar	4.78 PSI	77 DB	40 KG
ARB-SS-530	7.5 HP	530 M ³ /hr/312 CFM	300 mbar	320 mbar	4.64 PSI	80 DB	62 KG
ARB-SS-530P	10 HP	530 M ³ /hr/312 CFM	320 mbar	380 mbar	5.51 PSI	82 DB	68 KG
ARB-SS-1050	11 HP	1050 M ³ /hr/618 CFM	210 mbar	210 mbar	3.04 PSI	77 DB	93 KG
ARB-SS-1050P	16.5 HP	1050 M ³ /hr/618 CFM	280 mbar	270 mbar	3.91 PSI	80 DB	116 KG
ARB-SS-1050HP	24.5 HP	1050 M ³ /hr/618 CFM	340 mbar	460 mbar	6.67 PSI	82 DB	126 KG
DOUBLE STAGE RING BLOWERS							
MODEL	POWER	DISPLACEMENT (Maximum)	VACUUM (Maximum)	PRESSURE (Maximum)	PRESSURE PSI	SOUND	WEIGHT
ARB-DS-88	1 HP	88 M ³ /hr/52 CFM	210 mbar	240 mbar	3.48 PSI	55 DB	14 KG
ARB-DS-110	1.5 HP	110 M ³ /hr/65 CFM	280 mbar	290 mbar	4.11 PSI	58 DB	20 KG
ARB-DS-150	2 HP	150 M ³ /hr/88 CFM	280 mbar	280 mbar	4.06 PSI	66 DB	24 KG
ARB-DS-150V	3 HP	150 M ³ /hr/89 CFM	330 mbar	440 mbar	6.38 PSI	66 DB	27 KG
ARB-DS-230V	3 HP	230 M ³ /hr/135 CFM	290 mbar	360 mbar	5.22 PSI	72 DB	35 KG
ARB-DS-230	4 HP	230 M ³ /hr/135 CFM	340 mbar	410 mbar	5.94 PSI	72 DB	39 KG
ARB-DS-230P	5 HP	230 M ³ /hr/135 CFM	390 mbar	490 mbar	7.1 PSI	72 DB	45 KG
ARB-DS-320V	7.5 HP	320 M ³ /hr/188 CFM	440 mbar	500 mbar	7.25 PSI	73 DB	70 KG
ARB-DS-320P	10 HP	320 M ³ /hr/188 CFM	440 mbar	570 mbar	8.26 PSI	73 DB	77 KG
ARB-DS-520	15 HP	520 M ³ /hr/317 CFM	430 mbar	660 mbar	9.57 PSI	74 DB	123 KG
ARB-DS-1110P	27 HP	1110 M ³ /hr/653 CFM	440 mbar	500 mbar	7.25 PSI	74 DB	204 KG
ARB-DS-1110HP	33 HP	1110 M ³ /hr/653 CFM	440 mbar	590 mbar	8.55 PSI	74 DB	211 KG
ARB-DS-2050	27 HP	2050 M ³ /hr/1206 CFM	250 mbar	230 mbar	3.33 PSI	75 DB	230 KG
ARB-DS-2050P	33 HP	2050 M ³ /hr/1206 CFM	310 mbar	280 mbar	4.06 PSI	75 DB	235 KG

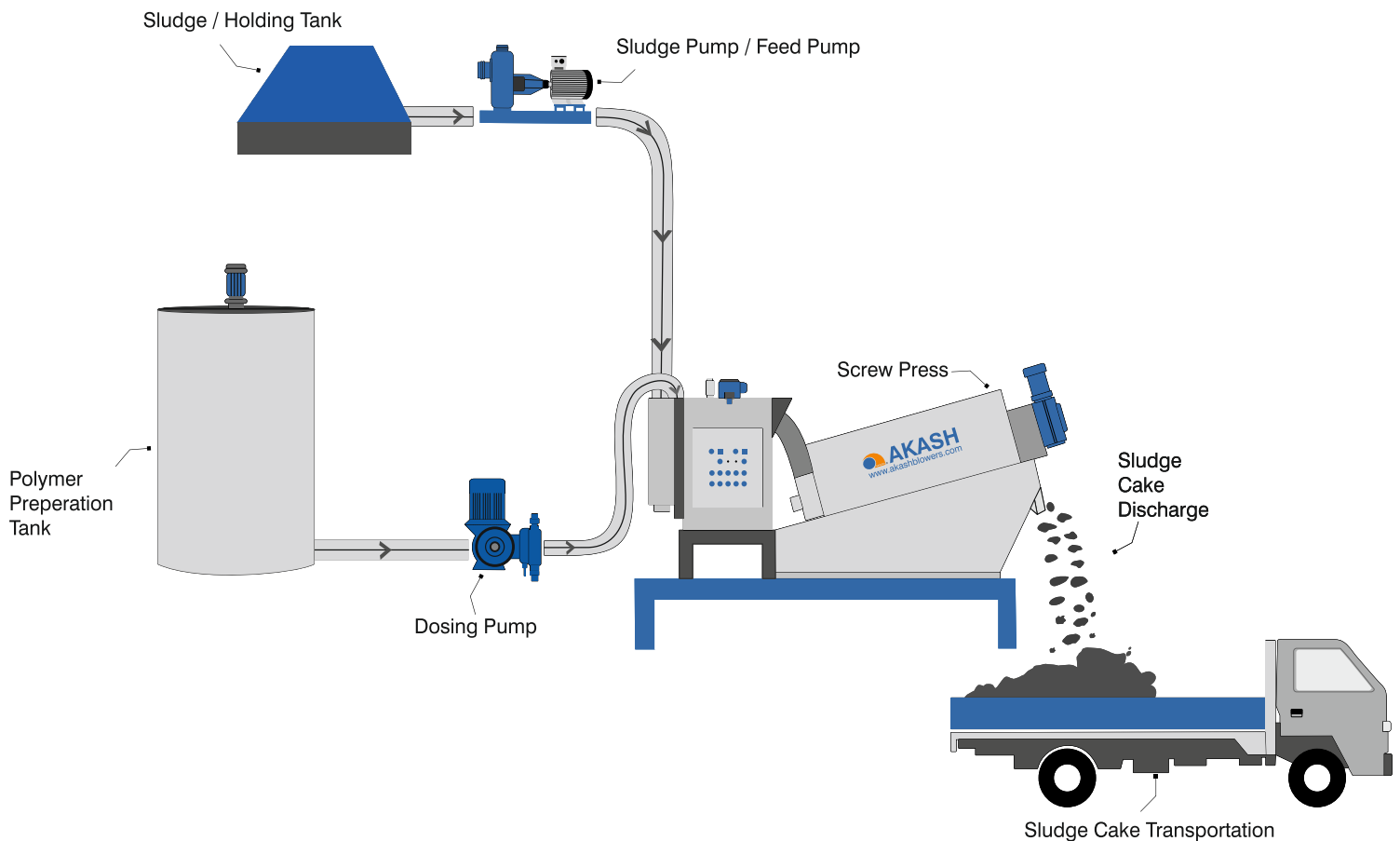

Multi-Disc Screw Press - Sludge Dewatering Machine

Innovative Solution for Sludge Dewatering Challenges

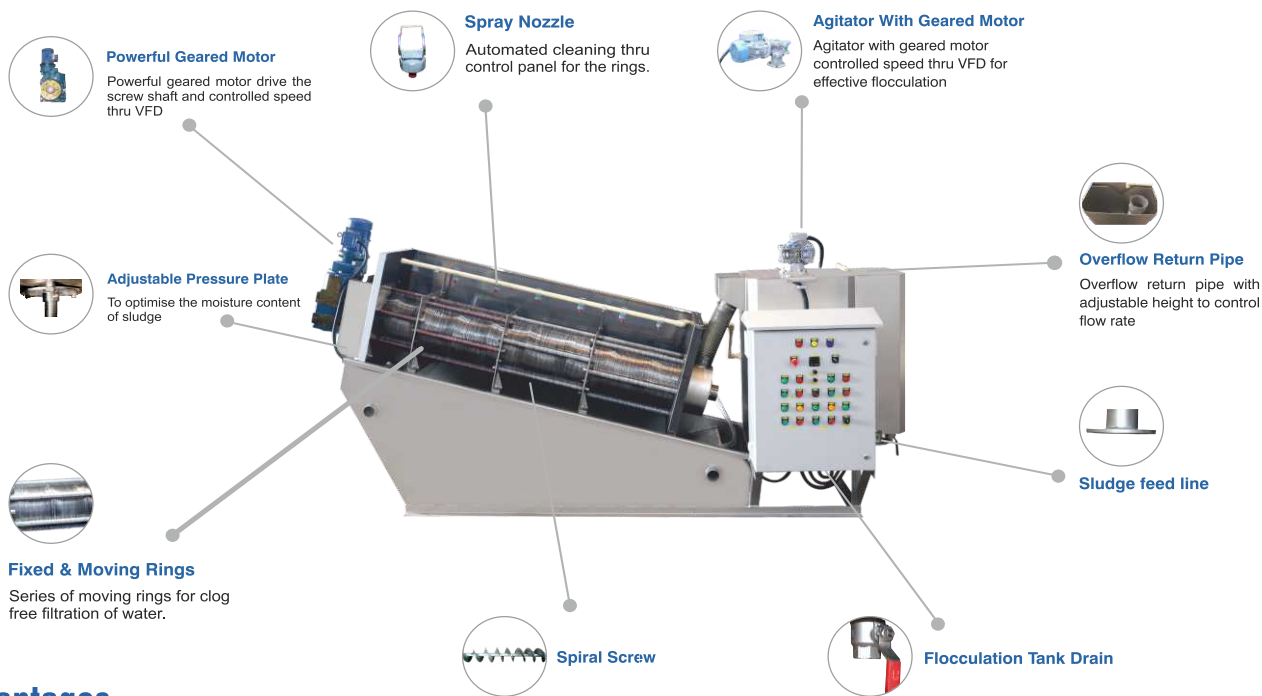
The Sludge dewatering machine is widely used in solid-liquid separation to minimize the sludge disposal. The Sludge is pumped to the Flocculation tank chamber where poly-electrolyte solution is added for the formation of flocks and continuously mixed during the operation with the help of the Flocculation paddle to ensure the relative stability of the sludge concentration. Then treated sludge moves forward into the dewatering cylinder where liquid is drain from the gap between the rings under the gravity and dewatered sludge cake discharged at the end of the cylinder.

Applications

- Municipal Sewage Sludge
- Waste Water Treatment Plant
- Industrial Waste Water treatment Plant
- Dairy Farming
- Chemical & Pharmaceutical Plant



Key Parts & Features



Advantages

- Low power consumption
- Minimal operator requirement
- Easy to operate and maintenance
- Fully automatic and continuous operation
- Low noise and vibration

MODEL	INLET FLOW RATE (m ³ /Hr) @ 1% SLUDGE CONCENTRATE	DRY SLUDGE (KG/HR)	ELECTRICAL POWER (KW)	DIMENSION (MM)			RINSING WATER CONSUMPTION (L/H)	WEIGHT (KG)
				L	W	H		
ASDM - 1080 EM	0.3-0.5	1 - 5	0.3	1775	725	1100	24	175
ASDM - 1080	0.3-0.5	1 - 5	0.3	1775	725	1100	24	175
ASDM - 1095	0.5-0.8	5 - 8	0.36	2035	990	1220	30	225
ASDM - 1100	1.0	6 - 10	0.36	2120	1000	1220	30	250
ASDM - 1115	1.5	11 - 15	0.36	2120	1000	1220	30	260
ASDM - 1135	2.0	15 - 20	0.55	2450	925	1375	40	350
ASDM - 1170	3	16 - 30	0.55	2700	925	1425	40	475
ASDM - 2115	3	16 - 30	0.54	2150	1200	1225	60	330
ASDM - 1190	4	31 - 40	0.55	3150	1075	1610	42	495
ASDM - 1210	6	41 - 60	0.55	3150	1075	1610	42	540
ASDM - 2210	12	61 - 120	0.92	3150	1500	1610	84	720
ASDM - 1250	8	61 - 80	0.93	3660	1100	1860	48	660
ASDM - 1300	14	80 - 140	1.12	3800	1200	1800	48	805
ASDM - 1350	20	121 - 200	1.47	4310	1200	2310	60	1250
ASDM - 2300	28	200 - 280	1.87	3800	1700	1800	96	1460
ASDM - 2350	40	281 - 400	2.57	4310	1450	2310	120	2230
ASDM - 3350	60	401 - 600	4.05	4310	2000	2310	180	3320

NOTE: Specifications are subject to change without notice.

Applications And Industries

Over 35000 domestic and international Installation of Akash Blowers are a proof of our reliability & strength providing universal solution in wide ranging applications such as:

Applications

- Aeration & Backwash, CPU and Bio-Gas etc
- Direct Reduce Iron
- Pneumatic Conveying
- Fluidizing
- Jet Air
- Oxidation Air
- Passivation of Air
- Re-generation
- Sulphitation Process
- Gases: Nobel, Toxic Sour & Corrosive Gases
- Combustion
- COG/BF

Industries

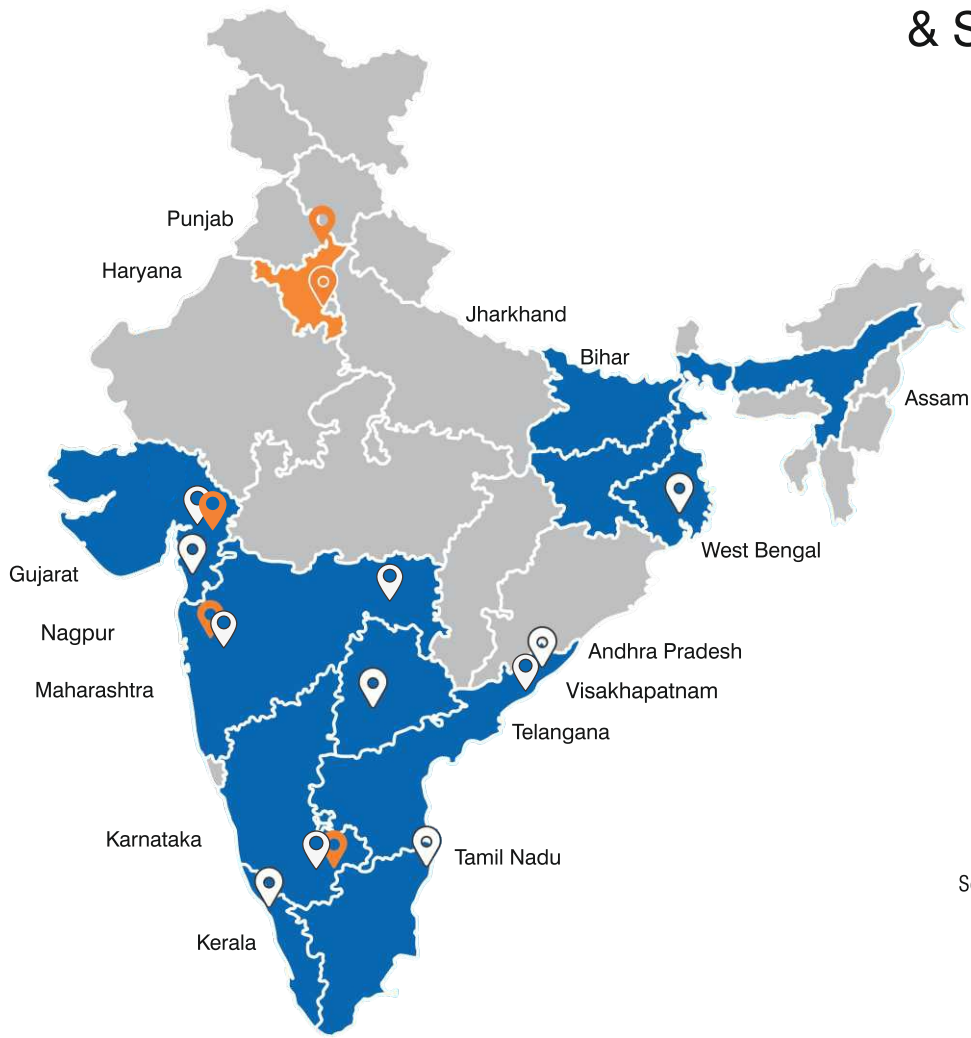
- Waste water treatment: STP/ETP/WTP
- Steel
- Thermal
- CFBC, Cement and Co-Gen
- Cement Kiln
- Flue Gas Desulphurization Plants
- Agriculture-Fertiliser
- Sulphuric Acid Plant
- Sugar
- Chemicals, Refineries, Process Industries
- LCP: Steel, Glass
- Nuclear






					
					
					
					
					
					
					
					
					
					
					
					

Channel Partners & Service Centers



Get In Touch

Head Office 

Dealer Cum Service Center 

Service Center owned by Company 

Company Owned Service Centers

Nagpur | Delhi | Chandigarh | Ahmedabad | Pune | Bangalore

Regd. Office & Factory

 Unit I: Plot No. 1704, 1710, 1712, 1713, 1714, 1759, MIE, Part-B, Bahadurgarh
Distt-Jhajjar, Haryana 124507, India

 Unit II: Plot No. 114, Sector - 16, HSIIDC Bahadurgarh Distt-Jhajjar, Haryana
124507, India

 +91 702 702 9009

 info@akashblowers.com

 www.akashblowers.com



www.akashblowers.com

